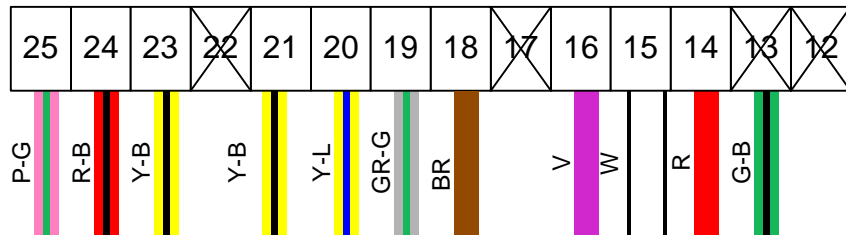
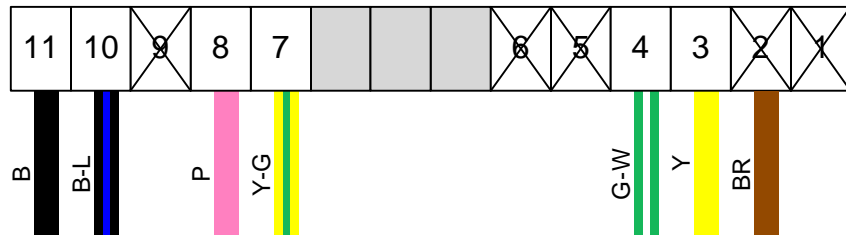
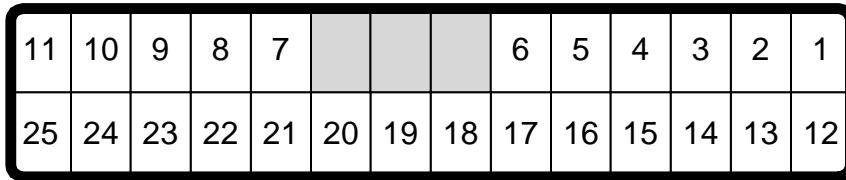
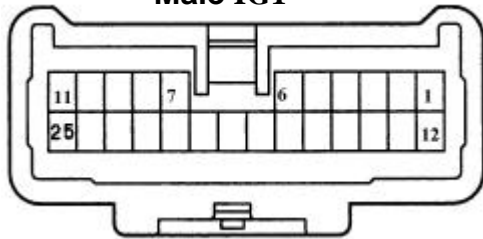


JZA70 IG1 Male



Male IG1

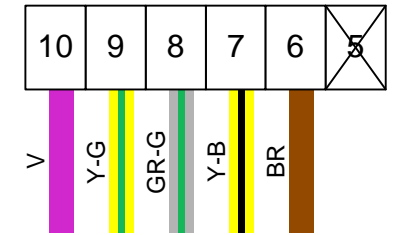
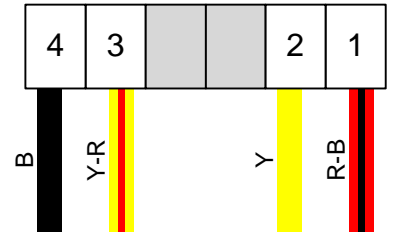
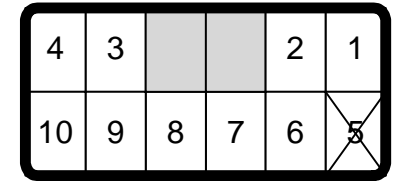


Notes:

- Pins with O are optional. Pins with X are unused.
- 1) Pins with X are not used.
- 2) Pins 2 & 13 only used if original JZA70 CAT with EGT sensor installed.
- 3) Pins 14, 15, 16, 22 user for A/T installations.
- 4) Pin 21 used if 7MGTE oil pressure sending unit wire is pulled and also installed in the female IG1 connector at pin 21. Or wire from pin 23 can be used on oil gauge sending unit.
- 5) Pins 23 and 25 used if original JZA70 tach installed and additional wires pulled to the gauge cluster.
- 6) Pin 4 connected to stop light switch.

IG1 Pin		M1 Pin
1	Unused	X
2	CAT Temp Sensor	O
3	J/B 3	2
4	Stop Light SW	O
5	Unused	X
6	Unused	X
7	Water Temp Light	9
8	Comb SPD Sensor	3
9	Unused	X
10	Digital Dash NSW	X
11	Tach	4
12	Unused	X
13	CAT Temp Sensor	O
14	A/T P + ABS pin 12	X
15	A/T N + ABS pin 11	X
16	A/T Indicator D	X
17	Unused	X
18	Dash Gnd	6
19	Check Eng Light	8
20	EGT Dash Light	X
21	Oil Pres Gauge(US)	7
22	A/T Drive Indicator	X
23	Oil Pres Lgt	O
24	Backup Lights	1
25	Oil Warning Light	O

MA71 M1 Male



Male M1

