IH2 (87-89)

JZA70 IH2 Male White

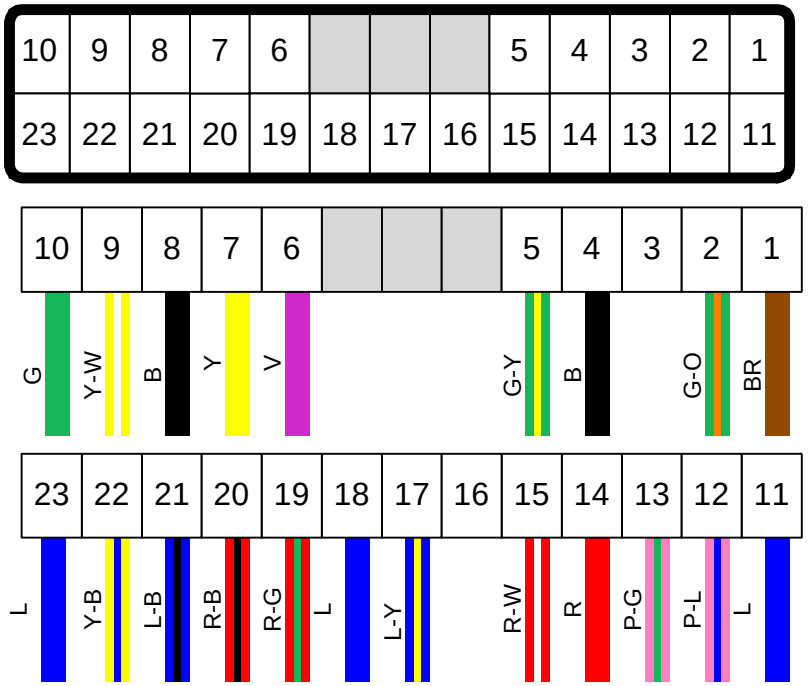

JZA70 IH2 Male White

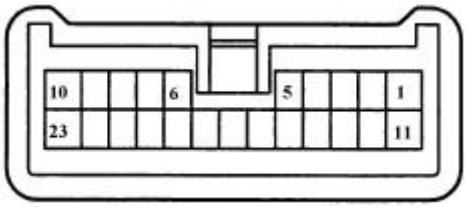

IH2 Pin		Conn-pin
1	SRS ECU pin 9	X
2	ECT Pattern SW #4	O
3	Unused	X
4	TEMS ECU L1	B1-4
5	Cruise ECU pin 9	O
6	TEMS ECU HCK	B1-14
7	ABS ECU #10 RR	B3-5
8	ABS ECU #1 RR	B3-1
9	OK Monitor pin 2	O
10	A/T Ind light 2	O
11	SRS ECU pin 12 Cruise ECU pin 1	X
12	ECT Pattern SW #5	O
13	A/T O/D switch	O
14	TEMS ECU L2	B1-3
15	TEMS ECU L3	B1-2
16	Unused	X
17	ABS ECU #15 ECT	B3-6
18	II1 #13 A/C amp	B1-13
19	HL relay	B1-22
20	ABS ECU #2 RR	B3-2
21	A/C Hi/lo pres Sw	O
22	OK Monitor pin 6	O
23	A/T Ind light L	O

MA71 B3 Male

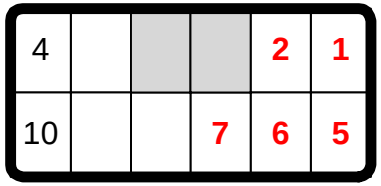

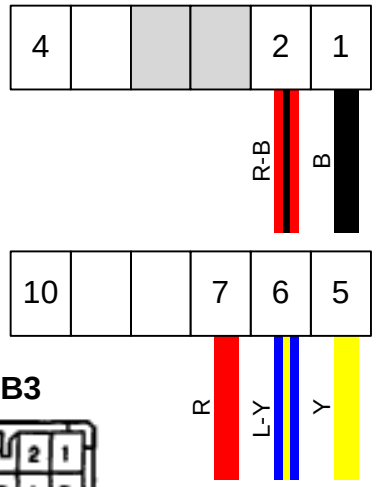

Male B3

Male B1



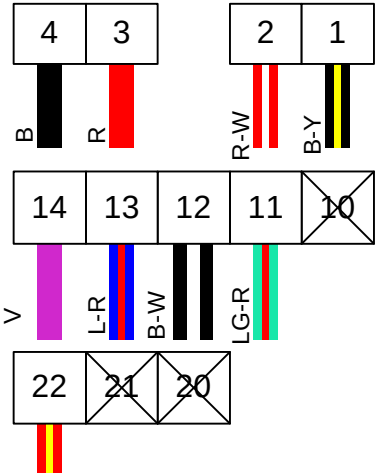

Notes:

Pins with O are optional.
1) Pins with X are not used.
2) IH2 pins 1 & 11 are for Air bag equipped cars only.
3) IH2 pins 2, 10, 12, 13, 23 are for A/T equipped cars.
4) IH2 pins 9 and 22 use with origianl hydarulic fan and OK monitor ECU from clip.
5) Swap female B3 pins 1, 2, 5, 6 to IH2 connector if missing and ABS is used.
6) Female IH2 pins 4, 6, 14, 15 should be present. If not then use the B1 pins.